



DEPARTMENT OF REGULATORY AND ECONOMIC RESOURCES (RER)
BOARD AND CODE ADMINISTRATION DIVISION
NOTICE OF ACCEPTANCE (NOA)

MIAMI-DADE COUNTY
PRODUCT CONTROL SECTION
11805 SW 26 Street, Room 208
Miami, Florida 33175-2474
T (786) 315-2590 F (786) 315-2599
www.miamidade.gov/economy

Sto Corporation
3800 Camp Creek Parkway Bldg. 1400 Suite 120
Atlanta, GA 30331

SCOPE:

This NOA is being issued under the applicable rules and regulations governing the use of construction materials. The documentation submitted has been reviewed and accepted by Miami-Dade County RER-Product Control Section to be used in Miami-Dade County and other areas where allowed by the Authority Having Jurisdiction (AHJ).

This NOA shall not be valid after the expiration date stated below. The Miami-Dade County Product Control Section (In Miami-Dade County) and/ or the AHJ (in areas other than Miami-Dade County) reserve the right to have this product or material tested for quality assurance purposes. If this product or material fails to perform in the accepted manner, the manufacturer will incur the expense of such testing and the AHJ may immediately revoke, modify, or suspend the use of such product or material within their jurisdiction. RER reserves the right to revoke this acceptance, if it is determined by Miami-Dade County Product Control Section that this product or material fails to meet the requirements of the applicable building code.

This product is approved as described herein and has been designed to comply with the Florida Building Code, including the High Velocity Hurricane Zone.

DESCRIPTION: StoTherm ci 1177-LM-150 EIFS System over 5/8" National Gypsum eXP, 5/8" USG Securock and 5/8" Continental Weather Defense Sheathing

APPROVAL DOCUMENT: Drawing titled "StoTherm ci 1177-LM for Large Missile Impact Resistance", sheets 1 through 3 of 3, dated 10/13/2015 and last revised on 06/22/21, prepared by Sto Corporation, signed and sealed by Kurt W. Heinrichs, P.E., bearing the Miami-Dade County Product Control Revision stamp with the Notice of Acceptance number and Expiration date by the Miami-Dade County Product Control Section.

MISSILE IMPACT RATING: Large and Small Missile Impact Resistant.

LABELING: Each unit shall bear a permanent label with the manufacturer's name or logo, city, state and following statement: "Miami-Dade County Product Control Approved", unless otherwise noted herein.

RENEWAL of this NOA shall be considered after a renewal application has been filed and there has been no change in the applicable building code negatively affecting the performance of this product.

TERMINATION of this NOA will occur after the expiration date or if there has been a revision or change in the materials, use, and/ or manufacture of the product or process. Misuse of this NOA as an endorsement of any product, for sales, advertising or any other purposes shall automatically terminate this NOA. Failure to comply with any section of this NOA shall be cause for termination and removal of NOA.

ADVERTISEMENT: The NOA number preceded by the words Miami-Dade County, Florida, and followed by the expiration date may be displayed in advertising literature. If any portion of the NOA is displayed, then it shall be done in its entirety.

INSPECTION: A copy of this entire NOA shall be provided to the user by the manufacturer or its distributors and shall be available for inspection at the job site at the request of the Building Official.

This NOA **revises & renews NOA # 18-0319.15** and consists of this page 1 and evidence pages E-1, E-2 and E-3, as well as approval document mentioned above.

The submitted documentation was reviewed by **Ishaq I. Chanda, P.E.**



Ishaq I. Chanda

NOA No. 21-0708.11
Expiration Date: August 11, 2026
Approval Date: September 02, 2021
Page 1

Sto Corporation

NOTICE OF ACCEPTANCE: EVIDENCE SUBMITTED

1. EVIDENCE SUBMITTED UNDER PREVIOUS NOA's

A. DRAWINGS “Submitted under NOA # 16-0418.07”

1. Drawing titled “StoTherm ci 1177-LM for Large Missile Impact Resistance”, sheets 1 through 3 of 3, dated 10/13/2015, prepared by Sto Corporation, signed and sealed by Kurt W. Heinrichs, P.E. on 06/27/2016.

B. TESTS “Submitted under NOA # 16-0418.07”

1. Test reports on
 - 1) Air Infiltration Test, per FBC, TAS 202-94
 - 2) Uniform Static Air Pressure Test, Loading per FBC TAS 202-94
 - 3) Water Resistance Test, per FBC, TAS 202-94
 - 4) Large Missile Impact Test per FBC, TAS 201-94
 - 5) Cyclic Wind Pressure Loading per FBC, TAS 203-94along with marked-up drawings and installation diagram of StoTherm ci 1177-LM-150 with USG Securock Sheathing EIFS Systems, prepared by Intertek/ATI, Test Report No. **E5605.02-550-18**, dated 10/23/2015, signed and sealed by Justin P. McDonald, P.E.
2. Test reports on
 - 1) Air Infiltration Test, per FBC, TAS 202-94
 - 2) Uniform Static Air Pressure Test, Loading per FBC TAS 202-94
 - 3) Water Resistance Test, per FBC, TAS 202-94
 - 4) Large Missile Impact Test per FBC, TAS 201-94
 - 5) Cyclic Wind Pressure Loading per FBC, TAS 203-94along with marked-up drawings and installation diagram of StoTherm ci 1177-LM-150 with National Gypsum eXP Sheathing EIFS Systems, prepared by Intertek/ATI, Test Report No. **E5605.04-550-18**, dated 10/22/2015, signed and sealed by Justin P. McDonald, P.E.
3. Test reports on
 - 1) Air Infiltration Test, per FBC, TAS 202-94
 - 2) Uniform Static Air Pressure Test, Loading per FBC TAS 202-94
 - 3) Water Resistance Test, per FBC, TAS 202-94
 - 4) Large Missile Impact Test per FBC, TAS 201-94
 - 5) Cyclic Wind Pressure Loading per FBC, TAS 203-94along with marked-up drawings and installation diagram of StoTherm ci 1177-LM-150 with Continental Weather Defense Sheathing EIFS Systems, prepared by Intertek/ATI, Test Report No. **E5605.05-550-18**, dated 01/07/2016, signed and sealed by Justin P. McDonald, P.E.

C. CALCULATIONS

1. None.

D. QUALITY ASSURANCE

1. Miami-Dade Department of Regulatory and Economic Resources (RER).

Ishaq I. Chanda

Ishaq I. Chanda, P.E.
Product Control Unit Supervisor
NOA No. 21-0708.11
Expiration Date: August 11, 2026
Approval Date: September 02, 2021

NOTICE OF ACCEPTANCE: EVIDENCE SUBMITTED

E. MATERIAL CERTIFICATIONS

1. None.

F. STATEMENTS “Submitted under NOA # 16-0418.07”

1. Statement of code conformance to the 5th edition (2014) FBC issued by Nova Engineering and Environmental, dated 03/31/2016, signed and sealed by Kurt W. Heinrichs, P.E.
2. Statement letter of no financial interest issued by Nova Engineering and Environmental, dated 03/31/2016, signed and sealed by Kurt W. Heinrichs, P.E.

2. EVIDENCE SUBMITTED under previous approval

A. DRAWINGS

1. Drawing No. StoTherm ci 1177-LM for Large Missile Impact Resistance”, sheets 1 through 3 of 3, dated 10/13/2015, prepared by Sto Corporation, signed and sealed by Kurt W. Heinrichs, P.E. on 03/01/2018.

B. TESTS

1. None.

C. CALCULATIONS

1. None.

D. QUALITY ASSURANCE

1. Miami-Dade Department of Regulatory and Economic Resources (RER)

E. MATERIAL CERTIFICATIONS

1. None.

F. STATEMENTS

1. Statement letter of code conformance to **FBC 6th Edition (2017)**, issued and prepared by NOVA Engineering and Environmental, dated 03/07/2018, signed and sealed by Kurt W. Heinrichs, P.E.

Ishaq I. Chanda

Ishaq I. Chanda, P.E.
Product Control Unit Supervisor
NOA No. 21-0708.11
Expiration Date: August 11, 2026
Approval Date: September 02, 2021

Sto Corporation

NOTICE OF ACCEPTANCE: EVIDENCE SUBMITTED

3. New EVIDENCE SUBMITTED

A. DRAWINGS

1. Drawing No. StoTherm ci 1177-LM for Large Missile Impact Resistance”, sheets 1 through 3 of 3, dated 10/13/2015 and last revised on 06/22/21, prepared by Sto Corporation, signed and sealed by Kurt W. Heinrichs, P.E.

Note: This revision consists of FBC 2020 update and renewal with no change.

B. TESTS

1. None.

C. CALCULATIONS

1. None.

D. QUALITY ASSURANCE

1. Miami-Dade Department of Regulatory and Economic Resources (RER)

E. MATERIAL CERTIFICATIONS

1. None.

F. STATEMENTS

1. Statement letter of code conformance to **FBC 7th Edition (2020)**, issued and prepared by NOVA Engineering and Environmental, dated 06/22/2021, signed and sealed by Kurt W. Heinrichs, P.E.
2. Statement letter dated June 16, 2021, issued by Sto requesting Product renewal without change and FBC 2020 update, signed by Kevin Schroeder, Senior Tech Rep.

G. OTHER

1. This NOA **revises & renews NOA # 18-0319.15**, expiring 08/11/2026.

Ishaq I. Chanda

Ishaq I. Chanda, P.E.
Product Control Unit Supervisor
NOA No. 21-0708.11
Expiration Date: August 11, 2026
Approval Date: September 02, 2021

Description

1.1 Substrates and Sto products approved with the system

1.1.1. ASTM C 1177 compliant sheathing over steel 6" 16ga studs @ 16" O.C. w/ 6" 16ga steel track.
ASTM C 1177 compliant sheathing fastened to the steel studs with # 8 1-1/4" self drill screws @ 6" O.C. in field and perimeter.

1.1.2. All substrates approved under this Notice of Acceptance shall be designed by a Florida Professional Engineer or Registered Architect according to the current Florida Building Code and supplements. Provisions for diaphragm action are necessary for gypsum wall substrate and the deflection shall be limited to L/240 on all cases.

1.2 Components of the System/Application

1.2.1. Sto Armor Mat Mesh. Apply mixed Sto Primer/Adhesive-B by trowel to ASTM C 1177 compliant sheathing to a thickness of 1/8" and embed Sto Armor Mat XX (20oz/yd²) working from center to edge and allow to dry.

1.2.2. Sto Gold Coat-A ready mixed flexible waterproof material applied to the dry Sto base coat via roller to approximately 10 wet mils.

1.2.3. Insulation Board-Minimum 1" thick EPS in compliance with ASTM C 578 type 1, 1lb cu ft density by Carpenter under Notice of Acceptance #11-1222.01 or other EPS supplier with valid Miami-Dade County NOA. The Sto Primer/Adhesive-B is applied to the back of the insulation board using a 1/2" x 1/2" U shaped notched trowel. Uniform ribbons of adhesive are formed on the insulation board parallel to the short dimension of the board. Ribbons are oriented vertically when insulation is installed to provide drainage. The boards shall be placed, applying pressure in a running bond pattern with the long dimension horizontal and from a level base starting line. Butt all joints tightly to avoid thermal breaks. Adhesive should not get between joints.

1.2.3 Sto Mesh is embedded in the wet Sto base coat by troweling from the center of the mesh to the edges of the mesh and the excess Sto base coat is removed to provide a total minimum 1/16" thickness of the reinforced base coat. This process is repeated until the entire exposed area of the insulation board is covered with base coat and mesh which is then allowed to dry for a minimum of 12 hours.

1.2.4 Sto Finish-A ready mixed, acrylic based, textured wall coating. Sto finish is mixed with a high speed electric mixer and applied by trowel to a nominal thickness of 1/16" once the base coat is dry. Apply on a continuous application working from the wet toward the unfinished area.

General Notes


- 1) This system has been designed in accordance with the current 2020 Florida Building Code and the latest supplement(s).
- 2) This system has been tested in accordance with the Florida Building Code Test Protocols TAS-201, TAS-202, and TAS-203 Large Missile Impact Structural and Cyclic Testing.
- 3) This system shall be installed by a licensed plastering contractor following the recommendations of Sto Corp, this notice of acceptance and the applicable sections of the Florida Building Code.
- 4) The engineer and/or architect of record for each project using this system shall size all stud framing to ensure conformance with stud deflection and stress limitations as required by governing codes and this document.
- 5) Insulation boards shall be placed in a running bond pattern.
- 6) All studs used with this system shall be completely sheathed at the interior flange or bridged at maximum every 5 ft. of stud length or as specified by stud manufacturer.
- 7) All steel studs shall be structural with min 1-5/8" min. flange width and have minimum yield strength of 33000 PSI.
- 8) Details on page No. 2 and 3 are typical and show intent to prevent water infiltration into and behind the system. Alternate detailing and specific conditions not covered by the typical details are the responsibility of the licensed design professional in consultation with Sto Corp.

PRODUCT REVISED
as complying with the Florida
Building Code
NOA-No. 21-0708.11

Expiration Date 08/11/2026

By Ishag I. Chande
Miami-Dade Product Control

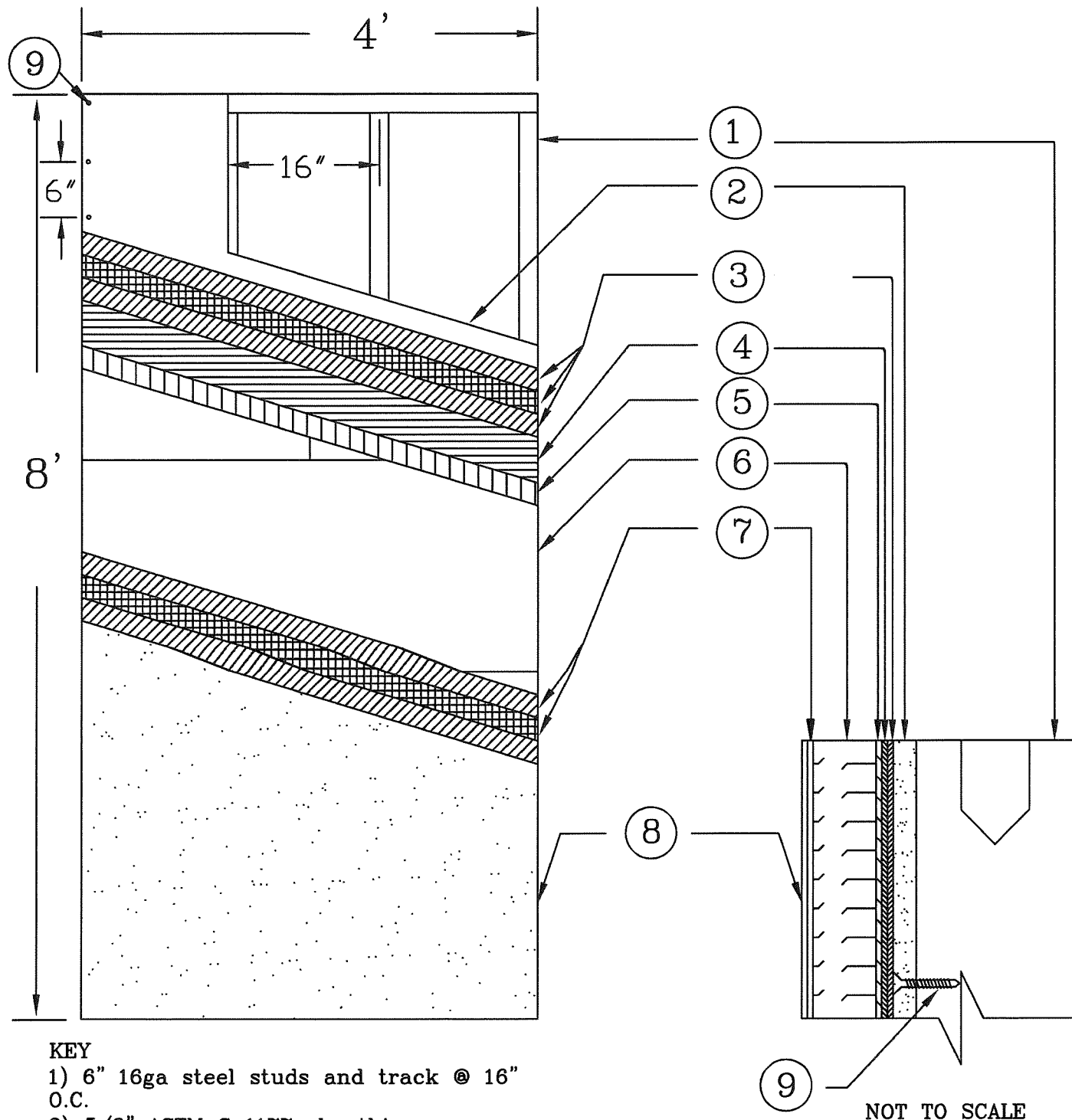
Sheathing (5/8" thickness)	Intertek/ATI Report No.	Maximum Design Pressure,psf
National Gypsum eXP	E5605.04-550-18	+/- 150
USG Securock	E5605.02-550-18	+/- 150
Continental Weather Defense	E5605.05-550-18	+/- 120



Sto Corp.

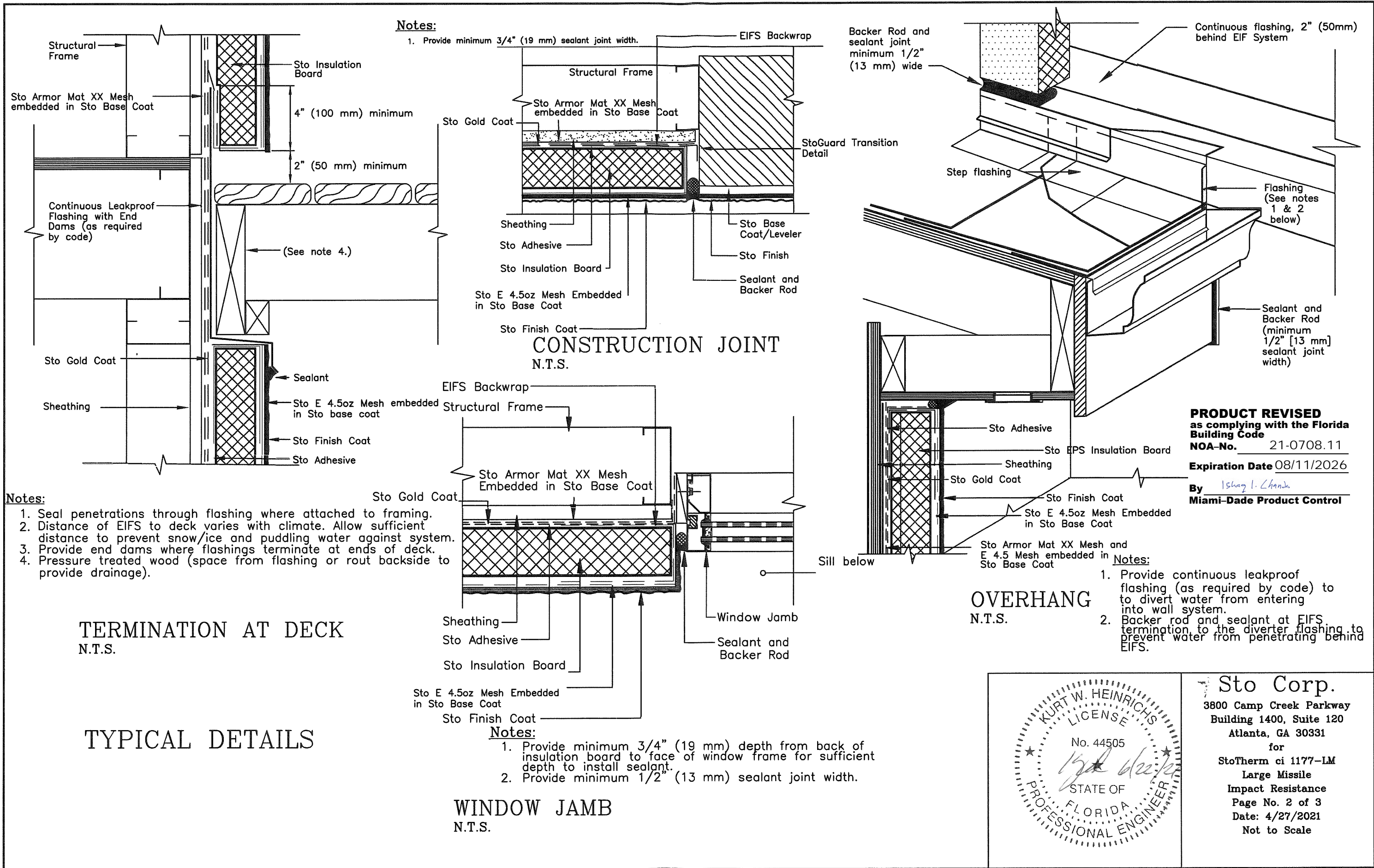
3800 Camp Creek Parkway
Building 1400, Suite 120
Atlanta, GA 30331
StoTherm ci 1177-LM
for

Large Missile
Impact Resistance
Page N4. 1 of 3
Date: 04/27/2021
Not to Scale



KEY

- 1) 6" 16ga steel studs and track @ 16" O.C.
- 2) 5/8" ASTM C 1177 sheathing
- 3) Sto Armor Mat XX Mesh (20oz/yd²) and Sto Primer/Adhesive-B
- 4) StoGuard with Sto Gold Coat
- 5) Sto Primer/Adhesive-B
- 6) EPS Board @ minimum 1" thick
- 7) Sto Primer/Adhesive-B with Sto Mesh (4.5oz/yd²) embedded
- 8) Sto Finish
- 9) #8 1-1/4" Self Drill Screws @ 6" O.C. in field and perimeter



Notes:

1. Provide minimum 3/4" (19 mm) sealant joint width.

Notes:

1. Seal penetrations through flashing where attached to framing.
2. Distance of EIFS to deck varies with climate. Allow sufficient distance to prevent snow/ice and puddling water against system.
3. Provide end dams where flashings terminate at ends of deck.
4. Pressure treated wood (space from flashing or rout backside to provide drainage).

Notes:

1. Provide minimum 3/4" (19 mm) depth from back of insulation board to face of window frame for sufficient depth to install sealant.
2. Provide minimum 1/2" (13 mm) sealant joint width.

PRODUCT REVISED
as complying with the Florida Building Code

NOA-No. 21-0708.11

Expiration Date 08/11/2026

By *Ishag I. Chank*
Miami-Dade Product Control

- Notes:**
1. Provide continuous leakproof flashing (as required by code) to divert water from entering into wall system.
 2. Backer rod and sealant at EIFS termination to the diverter flashing to prevent water from penetrating behind EIFS.


TERMINATION AT DECK
N.T.S.

TYPICAL DETAILS

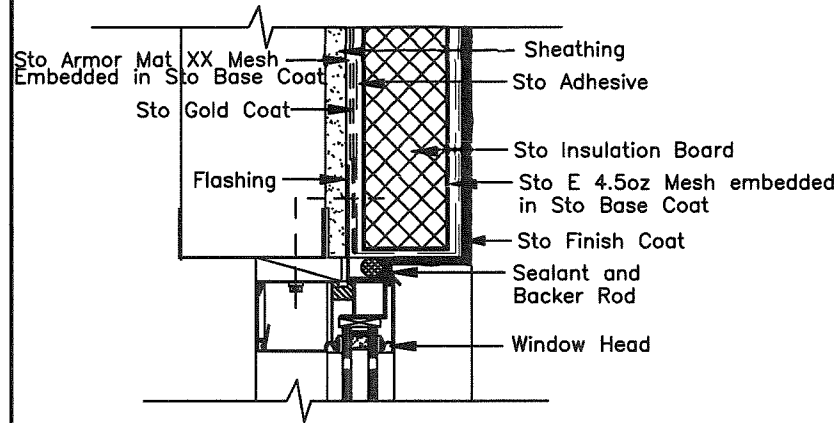
CONSTRUCTION JOINT
N.T.S.

OVERHANG
N.T.S.

WINDOW JAMB
N.T.S.



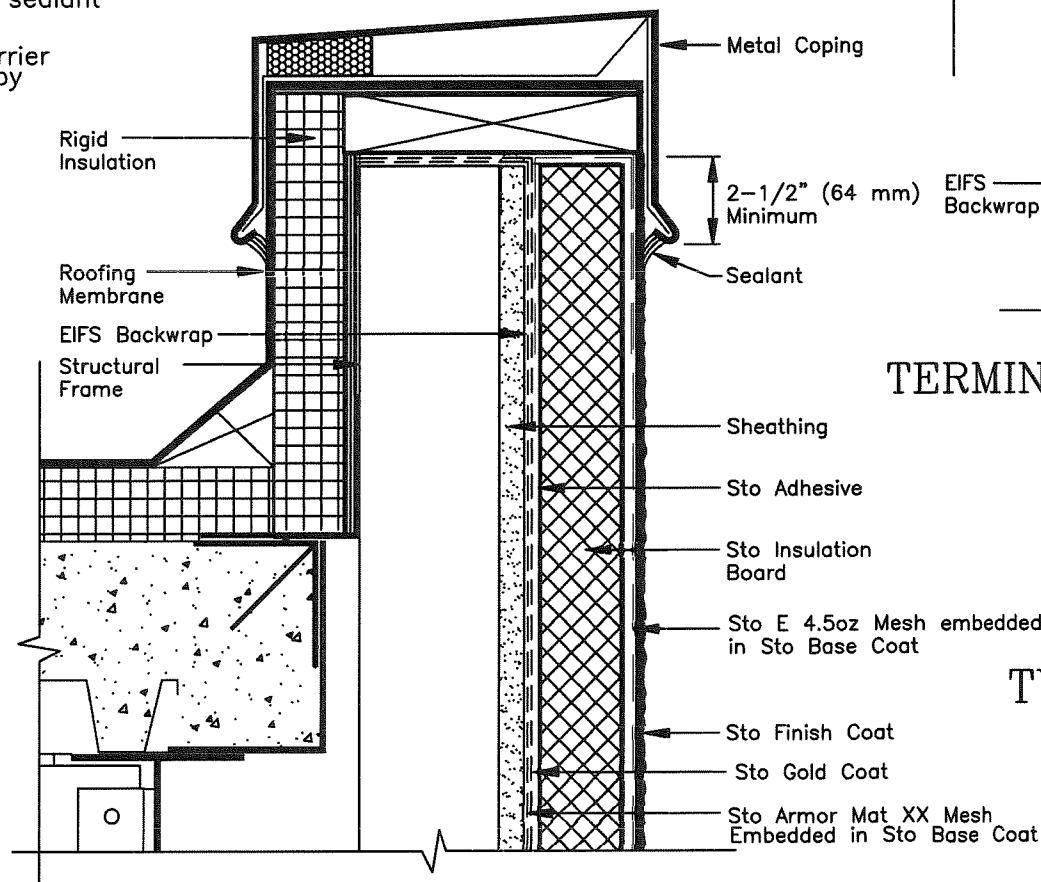
Sto Corp.
3800 Camp Creek Parkway
Building 1400, Suite 120
Atlanta, GA 30331
for
StoTherm ci 1177-LM
Large Missile
Impact Resistance
Page No. 2 of 3
Date: 4/27/2021
Not to Scale



Notes:

1. Provide minimum 3/4" (19 mm) depth from back of insulation board to face of window frame for sufficient depth to install sealant.
2. Provide minimum 1/2" (13 mm) sealant joint width.
3. Provide flashing as secondary barrier at sealant joint when called for by design professional.

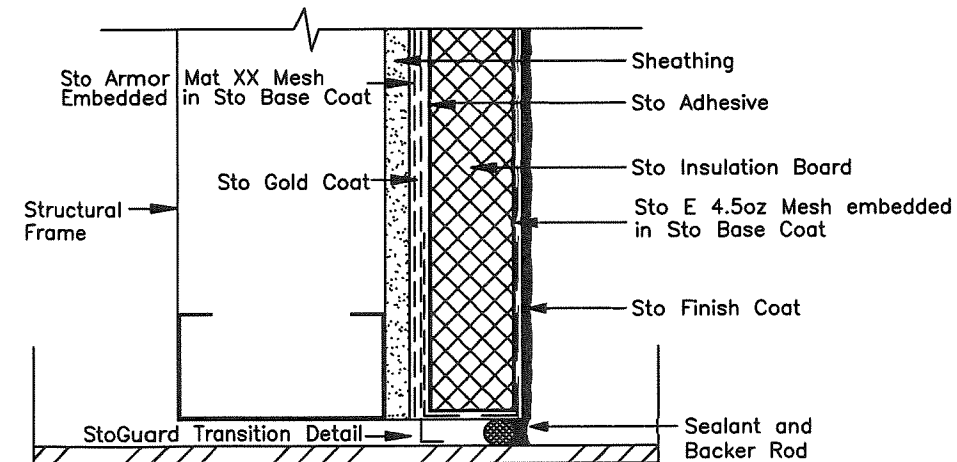
WINDOW HEAD
N.T.S.



Notes:

1. Protect exposed EIF System at parapet from weather damage during construction until permanently protected with coping.
2. Extend dimension of coping overlap for multi-story construction/coastal regions to prevent wind driven rain from entering behind system.

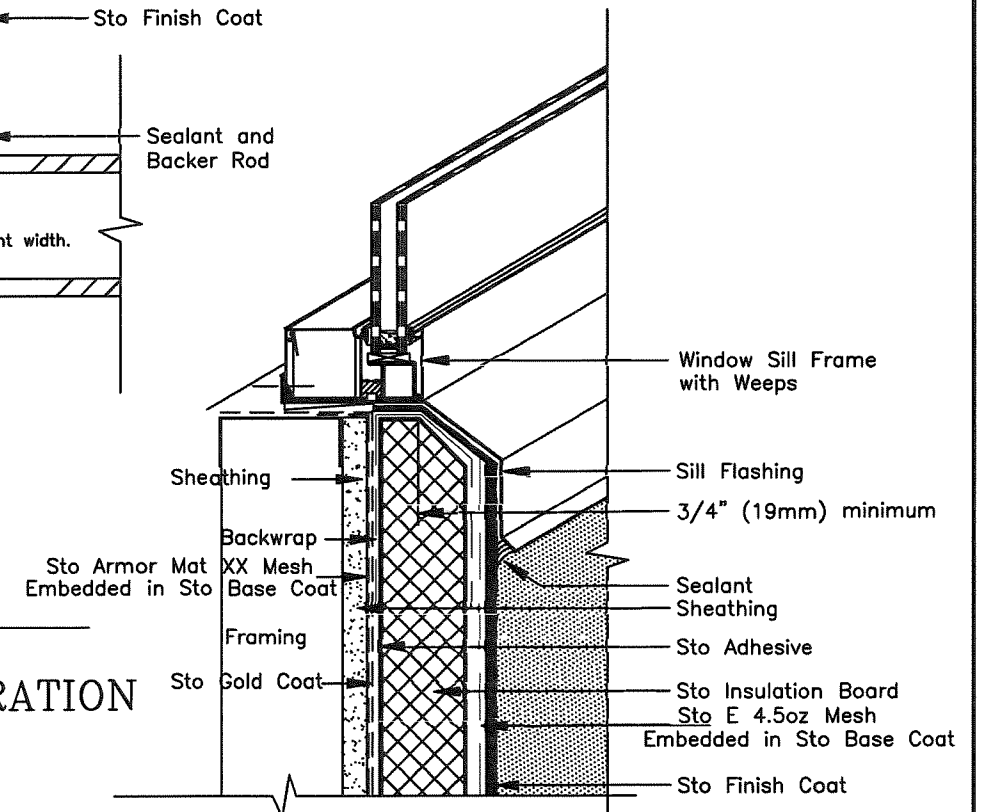
PARAPET
N.T.S.



Notes:

1. Provide minimum 1/2" (13 mm) sealant joint width.

TERMINATION AT PENETRATION
N.T.S.




Notes:

1. Protect exposed EIF System at sill from weather damage during construction until permanently protected with sill flashing and sealant.
2. Pan up flashing @ jamb.

WINDOW SILL
N.T.S.

TYPICAL DETAILS

PRODUCT REVISED
as complying with the Florida Building Code
NOA-No. 21-0708.11
Expiration Date 08/11/2026
By *Ishag I. Lhande*
Miami-Dade Product Control



Sto Corp.
3800 Camp Creek Parkway
Building 1400, Suite 120
Atlanta, GA 30331
for
StoTherm ci 1177-LM
Large Missile
Impact Resistance
Page No. 3 of 3
Date: 4/27/2021
Not to Scale

Description

1.1 Substrates and Sto products approved with the system

1.1.1. ASTM C 1177 compliant sheathing over steel 6" 16ga studs @ 16" O.C. w/ 6" 16ga steel track.
ASTM C 1177 compliant sheathing fastened to the steel studs with # 8 1-1/4" self drill screws @ 6" O.C. in field and perimeter.

1.1.2. All substrates approved under this Notice of Acceptance shall be designed by a Florida Professional Engineer or Registered Architect according to the current Florida Building Code and supplements. Provisions for diaphragm action are necessary for gypsum wall substrate and the deflection shall be limited to L/240 on all cases.

1.2 Components of the System/Application

1.2.1. Sto Armor Mat Mesh. Apply mixed Sto Primer/Adhesive-B by trowel to ASTM C 1177 compliant sheathing to a thickness of 1/8" and embed Sto Armor Mat XX (20oz/yd²) working from center to edge and allow to dry.

1.2.2. Sto Gold Coat-A ready mixed flexible waterproof material applied to the dry Sto base coat via roller to approximately 10 wet mils.

1.2.3. Insulation Board-Minimum 1" thick EPS in compliance with ASTM C 578 type 1, 1lb cu ft density by Carpenter under Notice of Acceptance #11-1222.01 or other EPS supplier with valid Miami-Dade County NOA. The Sto Primer/Adhesive-B is applied to the back of the insulation board using a 1/2" x 1/2" U shaped notched trowel. Uniform ribbons of adhesive are formed on the insulation board parallel to the short dimension of the board. Ribbons are oriented vertically when insulation is installed to provide drainage. The boards shall be placed, applying pressure in a running bond pattern with the long dimension horizontal and from a level base starting line. Butt all joints tightly to avoid thermal breaks. Adhesive should not get between joints.

1.2.3 Sto Mesh is embedded in the wet Sto base coat by troweling from the center of the mesh to the edges of the mesh and the excess Sto base coat is removed to provide a total minimum 1/16" thickness of the reinforced base coat. This process is repeated until the entire exposed area of the insulation board is covered with base coat and mesh which is then allowed to dry for a minimum of 12 hours.

1.2.4 Sto Finish-A ready mixed, acrylic based, textured wall coating. Sto finish is mixed with a high speed electric mixer and applied by trowel to a nominal thickness of 1/16" once the base coat is dry. Apply on a continuous application working from the wet toward the unfinished area.

General Notes

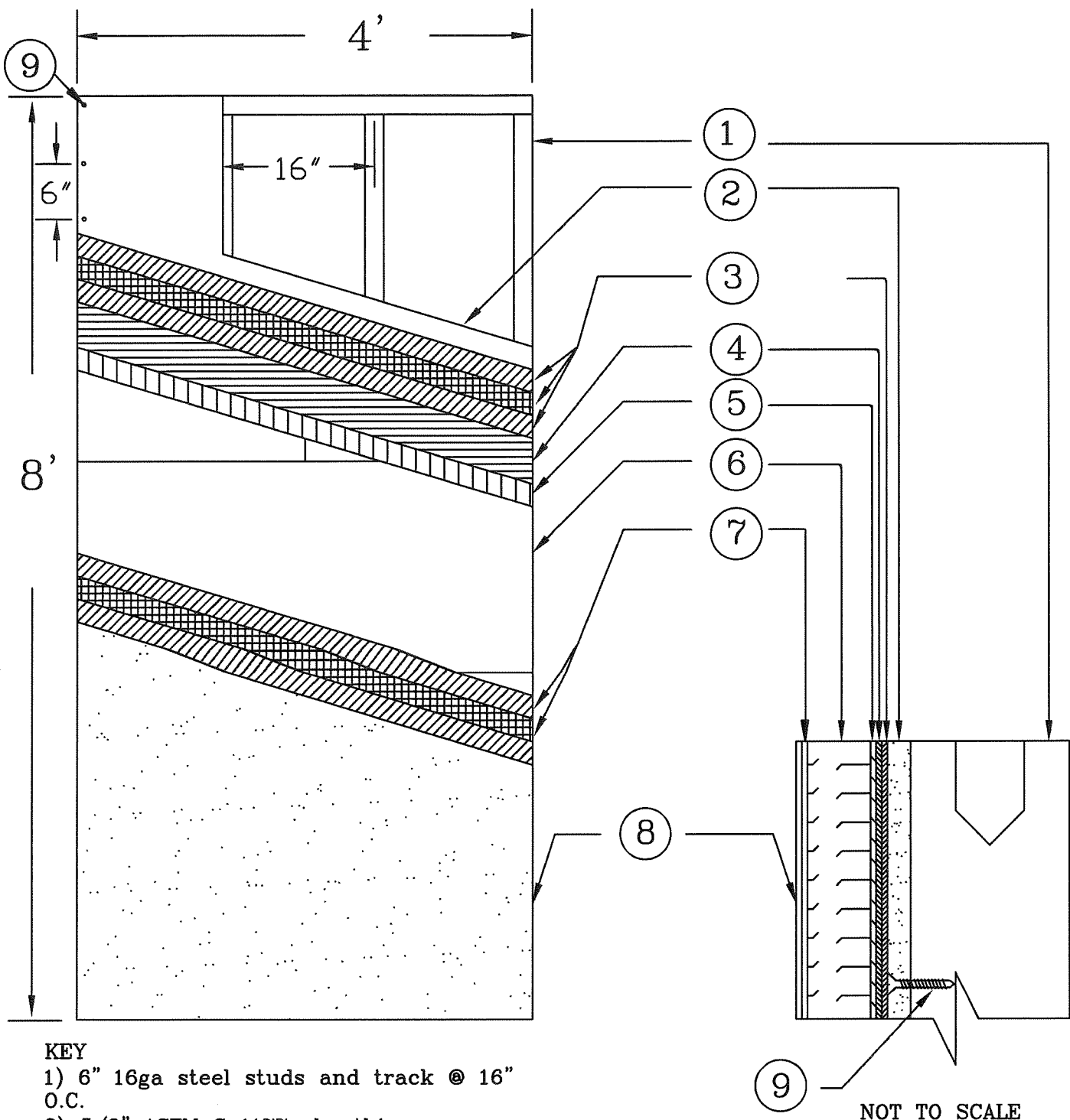
- 1) This system has been designed in accordance with the current 2020 Florida Building Code and the latest supplement(s).
- 2) This system has been tested in accordance with the Florida Building Code Test Protocols TAS-201, TAS-202, and TAS-203 Large Missile Impact Structural and Cyclic Testing.
- 3) This system shall be installed by a licensed plastering contractor following the recommendations of Sto Corp, this notice of acceptance and the applicable sections of the Florida Building Code.
- 4) The engineer and/or architect of record for each project using this system shall size all stud framing to ensure conformance with stud deflection and stress limitations as required by governing codes and this document.
- 5) Insulation boards shall be placed in a running bond pattern.
- 6) All studs used with this system shall be completely sheathed at the interior flange or bridged at maximum every 5 ft. of stud length or as specified by stud manufacturer.
- 7) All steel studs shall be structural with min 1-5/8" min. flange width and have minimum yield strength of 33000 PSI.
- 8) Details on page No. 2 and 3 are typical and show intent to prevent water infiltration into and behind the system. Alternate detailing and specific conditions not covered by the typical details are the responsibility of the licensed design professional in consultation with Sto Corp.

PRODUCT REVISED
as complying with the Florida
Building Code
NOA-No. 21-0708.11

Expiration Date 08/11/2026

By *Ishag I. Chandra*
Miami-Dade Product Control

Sheathing (5/8" thickness)	Intertek/ATI Report No.	Maximum Design Pressure,psf
National Gypsum eXP	E5605.04-550-18	+/- 150
USG Securock	E5605.02-550-18	+/- 150
Continental Weather Defense	E5605.05-550-18	+/- 120



KEY

- 1) 6" 16ga steel studs and track @ 16" O.C.
- 2) 5/8" ASTM C 1177 sheathing
- 3) Sto Armor Mat XX Mesh (20oz/yd²) and Sto Primer/Adhesive-B
- 4) StoGuard with Sto Gold Coat
- 5) Sto Primer/Adhesive-B
- 6) EPS Board @ minimum 1" thick
- 7) Sto Primer/Adhesive-B with Sto Mesh (4.5oz/yd²) embedded
- 8) Sto Finish
- 9) #8 1-1/4" Self Drill Screws @ 6" O.C. in field and perimeter

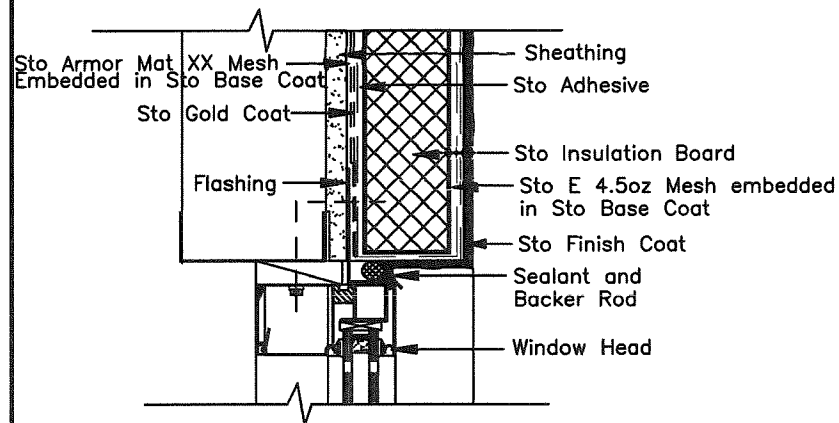
Sto Corp.

3800 Camp Creek Parkway
Building 1400, Suite 120
Atlanta, GA 30331

StoTherm ci 1177-LM
for

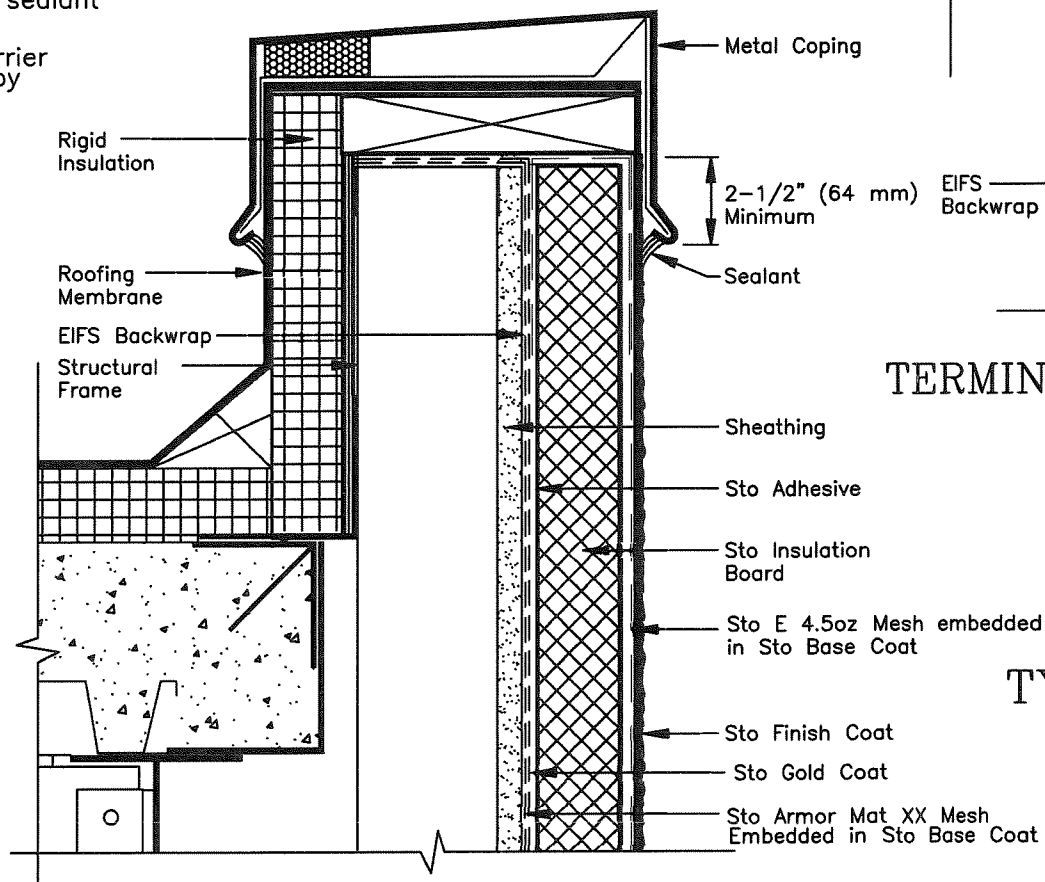
Large Missile
Impact Resistance
Page N4. 1 of 3
Date: 04/27/2021
Not to Scale

Handwritten signature and date: 06/22/21



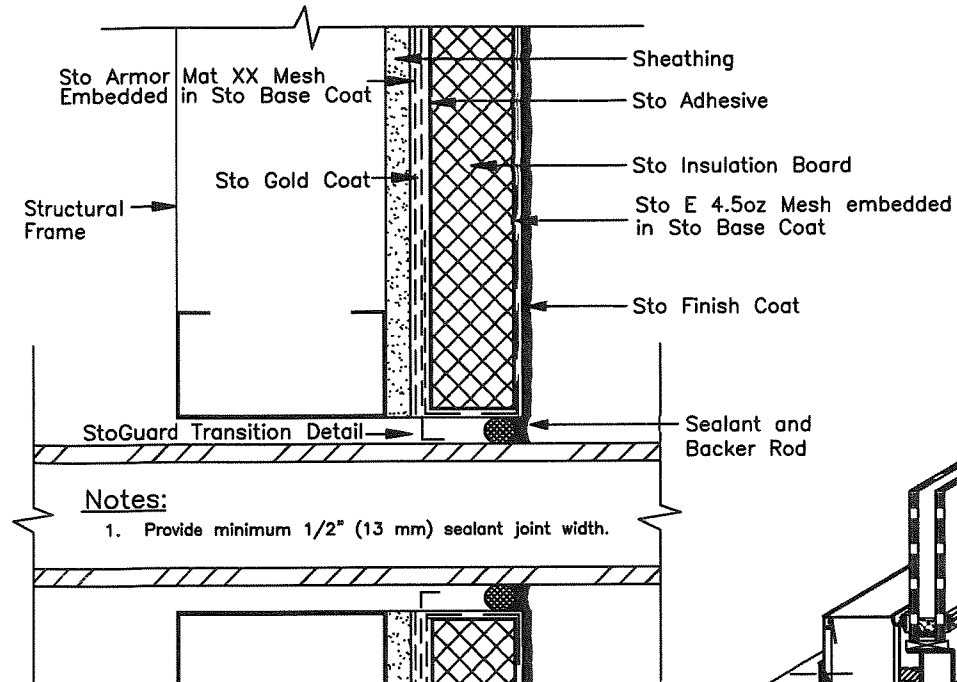
- Notes:**
1. Provide minimum 3/4" (19 mm) depth from back of insulation board to face of window frame for sufficient depth to install sealant.
 2. Provide minimum 1/2" (13 mm) sealant joint width.
 3. Provide flashing as secondary barrier at sealant joint when called for by design professional.

WINDOW HEAD
N.T.S.



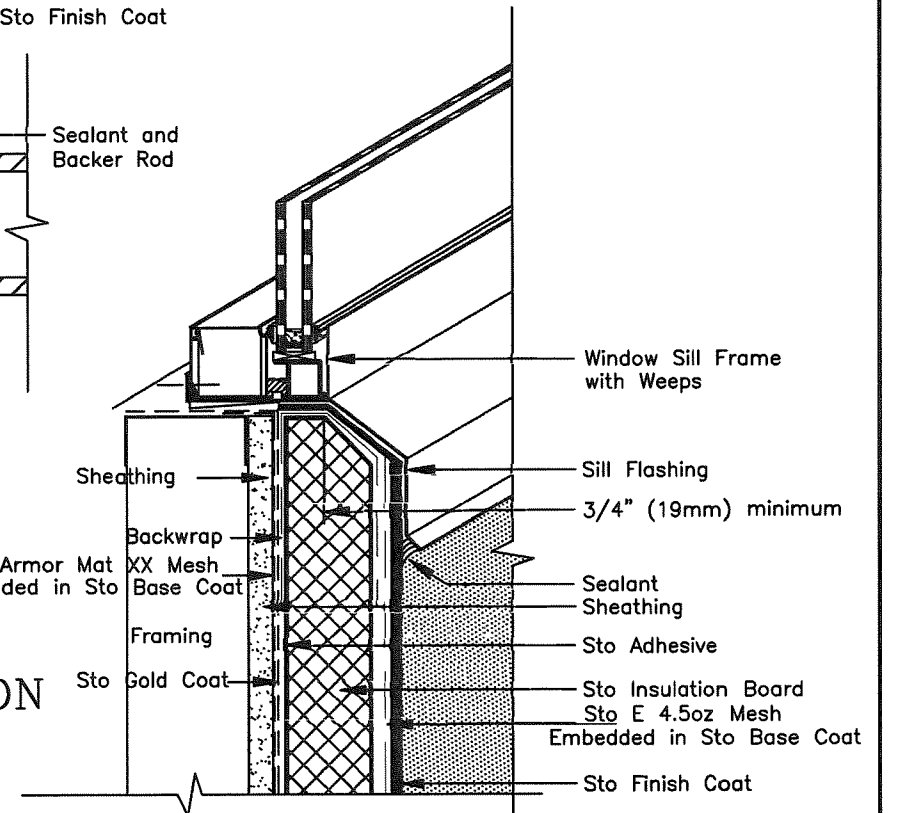
- Notes:**
1. Protect exposed EIF System at parapet from weather damage during construction until permanently protected with coping.
 2. Extend dimension of coping overlap for multi-story construction/coastal regions to prevent wind driven rain from entering behind system.

PARAPET
N.T.S.



- Notes:**
1. Provide minimum 1/2" (13 mm) sealant joint width.

TERMINATION AT PENETRATION
N.T.S.



- Notes:**
1. Protect exposed EIF System at sill from weather damage during construction until permanently protected with sill flashing and sealant.
 2. Pan up flashing @ jamb.

WINDOW SILL
N.T.S.

TYPICAL DETAILS

PRODUCT REVISED
as complying with the Florida Building Code

NOA-No. 21-0708.11

Expiration Date 08/11/2026

By Ishag I. Chank
Miami-Dade Product Control

Handwritten signature

Sto Corp.
3800 Camp Creek Parkway
Building 1400, Suite 120
Atlanta, GA 30331
for
StoTherm ci 1177-LM
Large Missile
Impact Resistance
Page No. 3 of 3
Date: 4/27/2021
Not to Scale